

Dati tecnici

Lubrificazione consigliata:

Olio per utensili pneumatici

Accessori:

chiave esagonale 5-6 mm

Applicazioni:

Banchina, assi e legno pressato, carpenteria pesante, coperture esterne & giardini, capannone, protezioni e fondamenta, legno per murature, applicazioni di metalli su legno.

Sistema di funzionamento:

Funzionamento a contatto (grilletto nero)

Funzionamento sequenziale singolo (grilletto rosso)

Caricamento

1. Sbloccare la chiusura per aprire porta e caricatore.
2. Regolare il livello del caricatore in modo che i chiodi siano allineati con la linea guida.
3. Caricare i chiodi dall'alto del caricatore dentro il sistema di alimentazione.
4. Chiudere il caricatore e assicurarsi che il chiavistello sia chiuso correttamente.

Technical data

Recommended lubrications:

Pneumatic tool oil

Accessories:

5 and 6 mm hex. bar wrenches

Applications & suitability:

Wharf docks, boardwalks, hardwoods & pressure treated lumber, heavy-duty framing, exterior decks & landscaping, pole barns, barriers and foundations, wood to concrete/masonry, some metal to wood application.

Actuating system:

Contact actuation (black trigger)


Single sequential actuation (red trigger)

Filling the magazine

1. Release latch to open the door and magazine.
2. Adjust the level of the magazine base so that the nails will feed in line with guides.
3. Load nails onto pivot in the magazine and full forward so that the nails are inserted into the feeder mechanism.
4. On closing the magazine ensure the latch is closed properly.

MORE®

195MCN3390_CN3390_220307_FL



Manuale d'uso, manutenzione e parti di ricambio Parte 2

Use, maintenance and spare parts manual Part.2

CN33.90

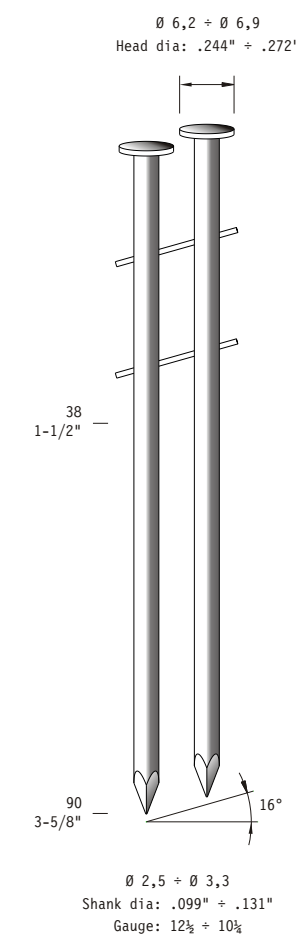
cod. 195MCN3390

Indice di modifica
Upgrade number

0

Misure impiegabili mm (inch) Usable lengths mm (inch)	38 ÷ 90 (1-1/2" ÷ 3-5/8")
Capacità caricatore n° punti Magazine capacity No. of fasteners	200 ÷ 300
Pressione d'esercizio bar (psi) Working pressure bar (psi)	5 ÷ 8 (70 ÷ 110)
Consumo aria litri/colpo a 7 bar Air consumption litres/shot at 7 bar	2,97
Peso kg Weight kg	3,50
Dimensioni (AxBxH) mm Dimensions mm	385x145x370
Pressione sonora Max A-Weighted surface impulse sound pressure level	88 dBA
Potenza sonora emessa Max A-Weighted impulse sound power level	101 dBA
Vibrazione Vibration	6,07 m/s²

Tipo di punto Type of fastener



Declaration of Conformity

We

declare under our sole responsibility that the

conforms with the directive and amendments

Serial number:
(to be filled by the customer)

Basso Industry Corp.,
No. 24, 36th Rd., Taichung Industrial Zone,
Taichung, Taiwan ROC.

Pneumatic Coil Nailer C33/90-A2
(CN33.90)

98/37/EC
EN 292-2: Section 3 of 1992
EN 292-1: Section 5 of 1992
EN 1050 : 1996
EN 792-1: 2000 and EN 792-13: 2000
EN 12549: 1999 and ISO 8662-11: 1999

Signed: Kevin Lin
Kevin Lin (Quality Manager).

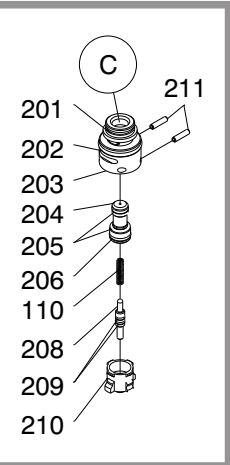
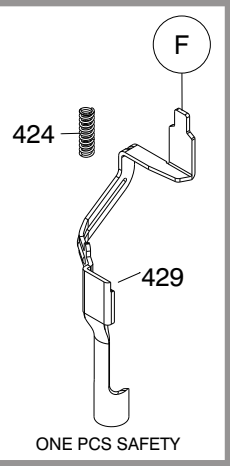
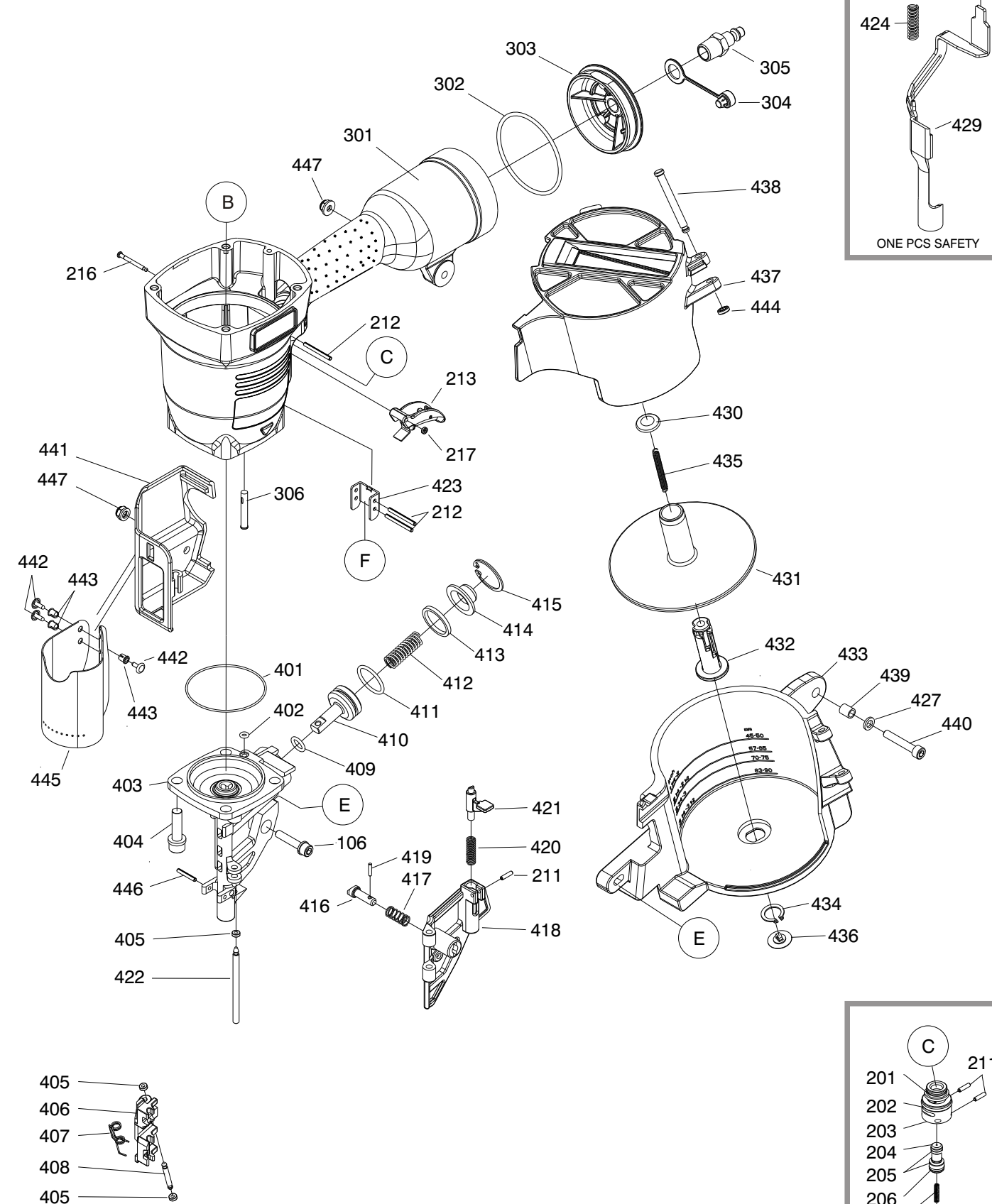
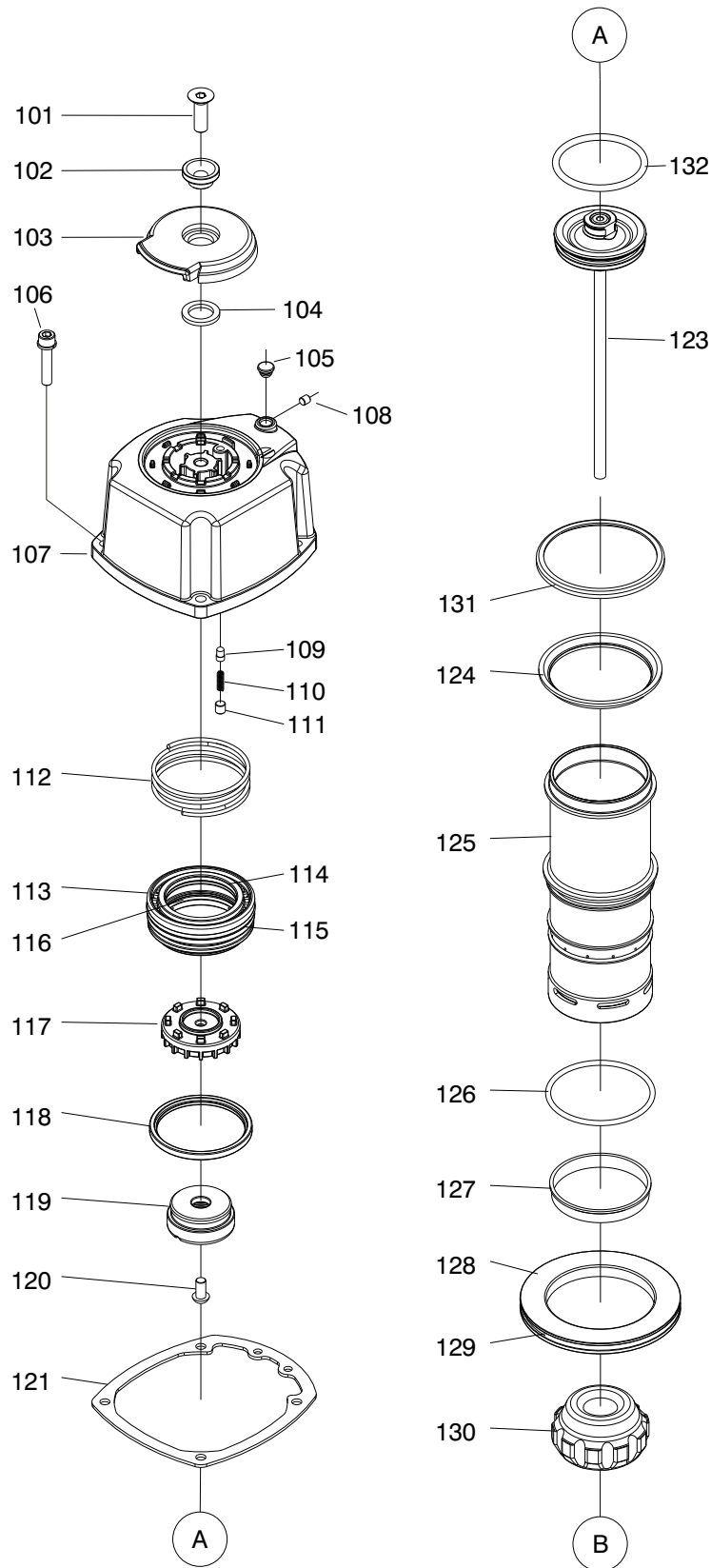
Date:

omer s.p.a.

Via Foresto, 42 - 31058 SUSEGANA (TV) ITALY
Tel. 0438 455 318 Fax 0438 455 530
e-mail: omer@omer.it www.omer.it

Ref. No. Part No. Description

101	2MCN3390-A101	Counter Sunk Screw
102	2MCN3390-A102	Deflector Pad
103	2MCN3390-A103	Deflector
104	2MCN3390-A104	Pubber Pad
105	2MCN2970-A103	Grommet
106	2MCN3390-A106	Bolt Assy
107	2MCN3390-A107	Cap
108	2MCN2970-A104	Hex. Soc. Hd. Screw
109	2MCN3390-A109	Positioning Axis
110	2MCN3165-A207	Spring
111	2MCN3390-A111	Hex. Soc. Hd. Screw
112	2MCN3390-A112	Compression Spring
113	2MCN3390-A113	Hd.Valve Piston
114	2MCN3390-A114	O-Ring
115	2MCN3390-A115	O-Ring
116	2MCN3390-A116	O-Ring
117	2MCN3390-A117	Valve
118	2MCN3390-A118	Collar
119	2MCN3390-A119	Seal
120	2MCN3390-A120	Half Round Hd.Hex.Bolt
121	2MCN3390-A121	Cylinder Cap Seal
122	2MCN3390-A122	Driver Unit
123	2MCN3390-A123	Press Ring
124	2MCN3390-A124	Cylinder
125	2MCN3390-A125	O-Ring
126	2MCN3390-A126	Cylinder Ring
127	2MSN2210-A123	Cylinder Spacer
128	2MCN3390-A128	O-Ring
129	2MCN3390-A129	Bumper
130	2MCN3390-A130	Press Ring
131	2MCN3390-A131	O-Ring
132	2MCN3390-A132	O-Ring
201	2MCN3165-A201	O-Ring
202	2MCN3165-A202	O-Ring
203	2MCN3165-A203	Plunger Cap
204	2MCN3165-A204	Valve Plunger
205	2MCN3165-A205	O-Ring
206	2MCN3165-A206	O-Ring
208	2MCN2550-A208	Plunger
209	2MCN3165-A209	O-Ring
210	2MCN3165-A210	Trigger Valve Head
211	2MCN3165-A211	Spring Pin
212	2MCN3165-A212	Spring Pin
213	2MCN3390-A213	Trigger Unit
216	2MCN3390-A216	Trigger Pivot Pin
217	2MCN3165-A416	Urethane Retainer
301	2MCN3390-A301	Gun Body Unit
302	2MCN3390-A302	O-Ring
303	2MCN3390-A303	End Cap
304	2MCN3165-A304	Dusty Cover
305	2MCN3165-A305	Air Plug
306	2MCN3390-A306	Filter
401	2MCN3390-A401	O-Ring
402	2MCN3390-A402	O-Ring
403	2MCN3390-A403	Nose Piece
404	2MCN3390-A404	Bolt Assy
405	2MCN3165-A414	Pu Retainer
406	2MCN3390-A406	Feed Finger
407	2MCN3390-A407	Feed Finger Spring
408	2MCN3390-A408	Pin Feed Piston
409	2MCN3390-A409	O-Ring
410	2MCN3390-A410	Feed Piston
411	2MCN3390-A411	O-Ring
412	2MCN3390-A412	Feed Piston Spring
413	2MCN3390-A413	Feed Bumper
414	2MCN3390-A414	Feed Piston Cap
415	2MCN3390-A415	C-Ring
416	2MCN3390-A416	Nail Stop
417	2MCN3390-A417	Stopper Finger Sprin
418	2MCN3390-A418	Door
419	2MCN3390-A419	Spiral Pins
420	2MCN3165-A422	Latch Spring
421	2MCN3165-A423	Door Latch
422	2MCN3390-A422	Door Shaft Pin
423	2MCN3390-A423	Safety Guide
424	2MCN3390-A424	Safety Spring
427	2MCN2970-A440	Flat Washer
429	2MCN3390-A429	Safety
430	2MCN3165-A444	Spring Base A
431	2MCN3390-A431	Spacer
432	2MCN3390-A432	Adjust Post
433	2MCN3390-A433	Magazine Case
434	2MCN3390-A434	S-Ring
435	2MCN3390-A435	Pull Spring
436	2MCN3165-A448	Spring Base
437	2MCN3390-A437	Magazine Cover
438	2MCN3390-A438	Pin
439	2MCN3390-A439	Latch Spring Bushing
440	2MCN3390-A440	Hex. Soc. Hd. Bolt
441	2MCN3390-A441	Safety Cover
442	2MCN3165-A456	Fixed Pin
443	2MCN2550-A456	Fixed Pin
444	2MCN3390-A444	Fixed Ring
445	2MCN3390-A445	Muzzle Protector
446	2MCN2970-A215	Spring Pin
447	2MCN2970-A442	Bolt Cap



Parti di ricambio - Spare parts

195M/CN3390_CN3390_220307_FL

CN33.90

cod. 195M/CN3390

Indice di modifica Upgrade number

0

04124661